




Happy Mother's Day

2019 May/June

- St Patrick's Parade
- Spotlight on Volunteers
- Memorial page
- Let Sleeping Dogs Lie
- Snakes Alive
- Spot the Westie
- Watch out for ticks!
- Take Your Dog to Work Day

Published 5/1/2019
by Marlene Armfield



WRN Board Members

Gene Bourque
Jan Humphrey
Hollie Hunter
Martha Smith
Sarah Doud


Contact US

P.O. Box 884
Lafayette, CO. 80026
720-360-1212
or visit us @
www.westierescuenetwork.org

Thanks to everyone who participated.
Thanks to Mark Ianacone for organizing this event!



WRN Westies- a major
hit at the Colorado Springs St.
Patrick's Day Parade!




an **IRISH** *Prayer*

*May your dog rise up to meet you,
with a bark and a wag of the tail. .*

*When your day's journey is o'er,
May the woes of the day be gone.*

*As your faithful companion greets you
Eager to welcome you home.*

*May God hold you both in the palm
of His hand.* 

Spotlight on Volunteers **Parade Organizer**

Mark Ianacone

Fifteen years ago Mark Ianacone happened upon the Westie Rescue Network group at the St Patrick's Day Parade In Colorado Springs. He was dressed in his Scotch-Irish Garb of the clan MacFarlane and had his bagpipes. Mark said, "I walked up to the WRN group and asked if I could walk with them in the parade." Laurie Peterson was in charge back then and invited him to join the group. From that point on he has marched every year with the group playing his pipes!



He and his wife, Carmen, got their first Westie that year, Angus, a sweet 12 year old boy. Unfortunately he had prostate cancer when they got him and his diagnosis was 3 months to live. The Ianacones gave him lots of love and took care of his treatments for 15 months. Mark said, "Angus spent a wonderful retirement with the us in our home." Their next Westie, Baxter, was nine months old and great companion. He loved being held and loved his baby stuffed toys, never tearing them up. He had his favorites, his first-string and second-string best companions. Baxter lived with Mark and Carmen for 12 wonderful years. Wesley was next, and Wesley is living with them today. Mark says, "He is a joy and a wonderful companion to us."

For the parade, Mark fills out the forms, gives a brief description of the organization, tells what to say when WRN comes by in the parade, and of course, insures our fee is paid.

Since he is a "piper," and being from New York, when 9/11 happened Mark played his bagpipes at the different fire stations in Colorado Springs. He also volunteers as a graphic designer, which was his career field, and he has designed flyers promoting the Colorado Springs Fire Department's Pipes and Drums group, the Colorado Sky Pipes and Drums, advertising where they are going to perform. Mark also designed a t-shirt for them, and did a lot of graphic design work for the CSFD; logos, brochures, promotional trailers for their Wild Land Fire Wise program and many miscellaneous projects.

When President Gene Bourque came on the scene, he asked Mark if he would continue to organize WRN's participation in the St Patrick's Day parade. Fortunately for us he said, "okay." Gene said, "Mark and Carmen are perfect to lead us in the Parade; being long time Westie owners and volunteers Mark is the perfect celebrant in his tartan and with his pipes. Thanks, Mark!"

In Memory of


June 9, 2019: **World Pet Memorial Day**

Iggy came to us in February 2015, just weeks away from his 13th birthday. He was our 5th WRN foster. It didn't take long for us to determine that he was a "keeper". He was friendly to everyone and seemed more like he was about 8. He loved to play with his toys and could jump up on everything. He never became fond of his adopted wire hair dachshund sister, as she would inhale her food to then try to steal his. In the fall of 2016, Iggy co-hosted the WRN Westie Fest with the Neffs and was gracious to all. His minor claim to fame was when he modeled a hand made leather dog coat from Mountain Dog Coats, a local Boulder business, and was selected for the feature picture in the Boulder Daily Camera Business section for the coat company. He is still shown on that website. Iggy developed a problem with his liver and died in July of 2018.

~from Karen and John Neff



Iggy



Rascal

Rascal was the rescue for us! This little guy who was content to "just be" where ever he was placed and our desire to give him more continues to move our hearts as we remember him. He was aloof on the outside but was slowly changing on the inside. He was learning what it meant to be the center of attention and be loved in a new way. With no other dogs and his limited sight, he was gaining a whole new vision. Braving the wilds of the mountain world he was adopted into he ventured into tall grasses and over rocks sharpening his senses. After a brief fight with bladder cancer Rascal lost the use of his rear legs due to the tumor pressing on his spinal column. As some of you know he did not like to be picked up. He learned with this disease that this was not so bad, and he welcomed the rescue. Eight months later, we are very thankful for the treasured time we had with this little pup who etched his personality on our hearts, and we miss him dearly. Taken too soon...

~Sadly,
Kellie

We rescued Jack when he was six, at least that's what the vet believed when he vetted him. He was fostered by a Lania Bryant. He had not been on grass, could not use stairs, and was fiercely afraid of men when she initially fostered him. In fact, the first time we met him he barked at me the whole time. But we fell in love with his character anyway! He was truly "a Westie"....he loved his two sisters, Abby and Bridgette (another rescue), chased all the squirrels in the yard, loved to go for walks, and enjoyed his "snoozies" with the family in the afternoons.

~from Russ and Ursula Woodman



Jack

To all the Fur Angels
at Rainbow bridge...
Forever loved.
Never forgotten.

We adopted our Sweet Daisy from the Westie Rescue to keep our Zoe girl company. Our Daisy brought so much joy to our family and she was a perfect fit. Daisy was such a special girl and loved chasing those squirrels. She was such a perfect girl in every way! We miss her dearly!

~from Sandra




Daisy

Sweet Lorenzo was a foster that lived with me via the auspices of a wonderful, local rescue here in Washington called Old Dog Haven. He only lived with me for 14 months before he succumbed to his illnesses, but he changed my life (as dogs have a way of doing).

~from Trudy

Lorenzo





Let sleeping dogs lie



Beside me, under my elbow, Brodie is squeaking one of his toy squirrels before he sleeps. An hour ago he lay with his head behind my Sun Room cabinet, on his side, legs toward me. Just paws and long-haired white belly visible. Still as marble. Then his tail moved, a quiver, and still again. He's easy to watch, motionless and soft, an inch from my big toe. I could push it forward to touch his fur, feel the the warmth of his skin, but ... He deserves peace deep under my desk, so I watch. His tail moves, once, and then again, and now up and down to the pillow, three, four times and stops. Again, and he's wagging his tail sound asleep, up and down, greeting someone, me, Wyner the cat, Teiko? I'll never know. I feel comfort watching my fine Westie meet this being in his dream, and his pleasure spreads peace through me. No wonder we live longer with a gentle soul beside us wagging his tail as he sleeps.

~from Moke



Snakes Alive!



~from Marlene Armfield, Editor

It's that time of year that the rattle snakes will be coming out. So what can you do to protect your Westie?



Step 1

Educate yourself about the types of snakes in your area and how to avoid them. Try to avoid hiking with your dog in areas with tall grass, bushes and brush and keep nighttime walks to a minimum in the summer when most rattlesnakes become nocturnal to avoid the peak temperatures of the day. Most of all, manage your dog by keeping him on leash so he cannot nose around the bushes and holes.

where snakes may be hiding

Step 2

Polish your dog's recall command. Should your dog spot a snake despite your precautions, you want him to reliably come to you before he gets into trouble and risks getting bit by a grumpy fellow. Practice this life-saving command as much as you can in different places and with different distractions, possibly with the aid of a reputable dog trainer.

Step 3

Train the "leave it" command. Start by holding one treat in your hand and several in your pocket. Show the treat in your hand and close your fist the moment your dog tries to get it while firmly saying "leave it." At this point your dog will display a variety of begging behaviors. Ignore them. When he starts giving up, praise and give him the treat in your pocket. Next, try holding the treat in your open hand and saying "leave it." When your dog ignores the treat, praise and reward him by giving another treat from your pocket. Build up to training your dog to ignore a treat on the floor, toys, shoes, sticks and other distractions.

Step 4

Place a fake snake in the middle of a big room and practice walking by it with your dog. As soon as your dog shows any interest towards the snake say "leave it" and then praise and reward him for following you. As your dog gets good at this, further proof the training by leaving the snake in outdoor areas and near tall grass. Try using different types of fake snakes, and if feasible, have a helper tie a long string to the snake and drag it around tall grass while you further practice the "leave it" command.

Step 5

Or you can do like I did, and take your Westie to a Snake Avoidance Class. When Maggie took her class, she had a shock collar on, and was introduced to the sound (rattle), the smell (skin), and actual snake with his mouth taped shut so he couldn't strike at her. When the Westie curiosity kicked in, and she got close, she got shocked. Then we called her to "come," with the snake in the way. She took the long route around the snake, but did come.



There are 2 classes with similar training coming up soon in the Denver area. There may be other classes in your area as well I do not know anything about these two companies; so I am giving this strictly as information; not as an endorsement from Westie Rescue Network.



Gentle Persuasions Training, 13250 Starry Night Rd., Fort Collins, CO 80524 is offering a course Sunday May 19th, at 10am, 11:30am or 2pm (pick one)
Cost is \$75. Here is the link for that

<https://webzoom.freewebs.com/gentlepersuasions/Snake%20Avoidance%20Training%20May%202019.pdf>



The next course which is sponsored by the Colorado Gun Club Association will be held June 1st and 2nd on the WEST side of Bass Pro Shops in Denver. Cost is \$70.

Here is the link for more information and reservations.


<http://www.coloradogundog.org/snake-avoidance.html>



Spot the Westie



From Judy Putnam



find the real Westie



From the Editor

Send your Spot the Westie photos, and any other pictures, stories, and ideas to marmfield@aol.com

From Minnie Bourque



Spotlight on Health

How To Remove Ticks From Your Dog: Dos and Don'ts

DOs

DO ... remove ticks within 24 to 36 hours of a bite ... If your dog's out every day in areas where he can pick up ticks, then you need to check him every day. Otherwise, check him when he's been in the woods or any tick-infested area.

DO ... check him thoroughly all over. Ticks especially like to hang out in places like his groin, between his toes, in or around his ears, around the anal area, his tail and eyelids.

TIP: Use a hair dryer on a very cool setting to check for ticks. As you move the dryer over your dog, the hairs will part and you'll be able to see the skin and catch sight of any ticks lurking there.

DO ... use tweezers:

- Part your dog's hair around the tick with your fingers
- Place the tweezers around the tick, as close as you can, possibly get to the skin
- Don't twist or jerk the tick
- Just pull gently upwards with steady hands, adding pressure for 20 to 30 seconds until the tick lets you pull it away from the skin
- Clean the bite area and your hands with rubbing alcohol, iodine or soap and water
- Dispose of the tick by killing it in alcohol or flush it down the toilet
- If you're concerned your dog may have contracted tick disease, save the tick in alcohol for testing

Or...

DO ... use a tick removal gadget. There are several on the market, like the Tick Key, \$6 at Amazon. You can keep it on your key ring.

- Place the large opening of the Tick Key over the tick
- Slide the Tick Key until the tick is in the narrow slot at the end
- Keep sliding the tick key in the same direction, along the skin
- The tick will come out, head and all
- Clean the bite area and your hands with rubbing alcohol, iodine or soap and water
- Dispose of the tick by killing it in alcohol or flush it down the toilet
- If you're concerned your dog may have contracted tick disease, save the tick in alcohol for testing



DON'Ts

DON'T ... remove ticks with your fingers. If you do use your fingers, it's best to protect them with a tissue or paper towel, and disinfect your hands afterwards (as well as the bite area on your dog). You don't really want tick saliva or blood on your fingers as it may contain pathogens.

DON'T ... squish or crush a tick. This can force infected body fluids through the tick's mouth and increase the risk of infection for you and your dog.

DON'T ... worry if the mouthpart of the tick stays in your dog's skin. It can happen sometimes when they are really well embedded. It's a bit like having a splinter and it will fall out in a few days.

DON'T ... put substances like nail polish, vaseline or repellents on the tick to try to suffocate or kill it while it is on your dog. This can cause the tick to vomit into your dog, increasing the possibility of infection.

DON'T ... burn the tick with a lighted cigarette or hot match as these things can also cause vomiting.

DON'T ... dispose of the tick in your trashcan or sink as they can easily crawl back out. For more information scan the QR code.




CELEBRATE NATIONAL PET WEEK 2019

National Pet Week May 5-11, for fostering responsible pet ownership, recognizing the human-animal bond, and increasing public awareness of veterinary medicine.

This year's theme is "**Pets & Vets the Perfect Duet**"

For additional information <https://www.petweek.org>

**Announcing****WRN Revised Webpage**

Here is the link

<http://www.westierescuenetwork.org>

**Calling for photos for 2020 WRN Calendar**

All pictures need to be taken with a 300 dpi high resolution digital camera in landscape format, in order to be considered for the monthly feature page.

Photos taken with your mobile phone provide less than 100 dpi and can only be used for the smaller images within the calendar.

You can email your photos to our calendar editor Dianne Veno at contessa5360@aol.com



Take your Dog to Work Day
June 21. If you need additional information, please scan the QR code